



For Use in CCO Written Examinations

# **MANITOWOC** (Truck Mount) **LOAD CHART**

## **LATTICE BOOM TRUCK CRANE (LBT)**

*These charts have been adapted from the original manufacturer's charts for use in CCO Written Examinations.*

***This supplement is not to be used for any other purpose.***

Copyright 1996–2014 National Commission for the Certification of Crane Operators (NCCCO). All rights reserved. This document may not be reproduced in whole or in part without express written permission of the manufacturer and the consent of NCCCO.

## HOLD HARMLESS/RELEASE AGREEMENT

The user of this publication for and in consideration of the assistance, cooperation, and information provided by the National Commission for the Certification of Crane Operators (NCCCO) in this publication, *Mobile Crane Load Chart Manual*, the receipt of which is acknowledged, does hereby and for all future time release and hold harmless from any liability, and forever discharge for itself, its administrators and assigns the said NCCCO from all and any manner of action or demands whatsoever in law, in admiralty, or in equity, which against NCCCO anyone ever had, now have, or which shall later be claimed. This Agreement relates specifically to any cause of action arising out of the publication, information provided, subsequent conduct, and any use of the information provided in this publication and related uses or demonstrations of skills, methods, and techniques cited in the publication. This mutually beneficial release and hold-harmless agreement may not be changed orally and exists in perpetuity. This publication is issued solely as a public service to improve the lifting industry and promote public safety.

## NO WARRANTY

Information and materials provided in this *Mobile Crane Load Chart Manual* are provided “as is” without warranty of any kind, either express or implied, including without limitation warranties of merchantability, fitness for a particular purpose, and non-infringement. NCCCO specifically does not make any warranties or representations as to the accuracy or completeness of any such information and materials. Under no circumstances shall NCCCO be liable for any loss, damage, liability, or expense incurred or suffered which is claimed to have resulted from use of this publication, including without limitation, any fault, error, omission, interruption, or delay with respect thereto. Use of this publication is at user’s sole risk. Under no circumstances, including, but not limited to, negligence, shall NCCCO be liable for any direct, indirect, incidental, special, or consequential damages, even if NCCCO has been advised of the possibility of such damages.

Copyright 1996–2014 by the National Commission for the Certification of Crane Operators. All rights reserved. No part of this book may be reproduced or transmitted in any form or by any means, electronic or mechanical, including photocopying, recording, or by any information storage and retrieval system, without prior written permission from the publisher. For information, contact the publisher, the National Commission for the Certification of Crane Operators, at [info@nccco.org](mailto:info@nccco.org).

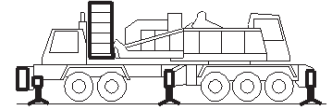
**Manitowoc Cranes, Inc.**  
 Manitowoc, Wisconsin 54220 U.S.A.



# Liftcrane Boom Capacities

Meets  
 ANSI B30.5  
 Requirements

**0 Lb. to 95,400 Lb. Crane Counterweight  
 With 25,000 Lb. Front Bumper Counterweight  
 Rating Over Rear or 360 Degrees On Fully Extended Outriggers**



**LIFTING CAPACITIES:** Lifting capacities for various boom lengths and operating radii are for freely suspended loads and do not exceed 85% of a static tipping load. Capacities based on structural competence are denoted by an asterisk (\*).

Upper boom point capacity for liftcrane service with single part whip line is 29,500 Lbs. or 59,000 Lbs. with two part whip line. When boom butt mounted auxiliary drum is used, capacity with single part whip line is 20,000 Lbs. or 40,000 Lbs. with two part whip line. In all cases, upper boom point capacities cannot exceed those listed for main boom capacity.

Weight of jib, all load blocks, hooks, weight ball, slings, hoist lines, etc., beneath boom and jib point sheaves, is considered part of main boom load. Boom is not to be lowered beyond radii where combined weights are greater than rated capacity. Where no capacity is shown, operation is not intended or approved.

**OPERATING CONDITIONS:** Machine to operate in a level position on a firm uniformly supporting surface with outriggers fully extended (22 Ft. 8 in.) and set. Refer to operators manual for outrigger positioning. Radii less than 32 Ft. not recommended when lifting over front of truck. Minimum boom angle over truck cab is 24 degrees.

**Note:** Set four main jacks first, then lower center front jack until it just contacts ground to prevent preloading of center front jack. Center front jack must be used when operating on outriggers.

Refer to boom rigging **No. 192043**, Wire Rope Specification chart **No. 7973-A** and Operating Range Diagram chart **No. 7974-A**. Crane operator judgment must be used to allow for dynamic load effects of swinging, hoisting or lowering, wind conditions, as well as adverse operating conditions and physical machine depreciation. Refer to operators manual for operating guidelines.

**OPERATING RADIUS:** Operating radius is horizontal distance from axis of rotation to center of vertical hoist line or load block. Boom angle is angle between horizontal and centerline of boom butt and inserts, and is an indication of operating radius. In all cases, operating radius shall govern capacity.

**BOOM POINT ELEVATION:** Boom point elevation is vertical distance from ground level to centerline of boom point shaft.

**MACHINE EQUIPMENT:** Machine equipped with Manitowoc 10 x 6 carrier, 277 in. wheel base, 117 in. front axle track, 100 in. rear axle track, 14.00 x 24 tires, 96 in. front outriggers, 70 in. rear outriggers, two 12 in. boom hoist cylinders, 26 Ft. mast, two boom support straps, crane counterweight as specified and with 25,000 Lb. front bumper counterweight.

Maximum capacity on 26 mm or 1 in. wire rope is 29,500 Lbs. per line (20,000 Lbs. when auxiliary drum is used).

Deduct From Capacities When Jib Is Attached	
Jib Length	Jib No. 134
30 Ft.	3,900 Lbs.
40 Ft.	4,700 Lbs.
50 Ft.	5,600 Lbs.
60 Ft.	6,600 Lbs.
70 Ft.	7,600 Lbs.
80 Ft.	8,700 Lbs.

Upper Boom Point Deduct
Deduct 1,000 Lbs. from capacities when upper boom point is attached.

Auxiliary Drum Deduct
Deduct 1,700 Lbs. from capacities when boom butt is equipped with auxiliary drum.

# Manitowoc Cranes, Inc.

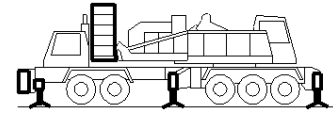
Manitowoc, Wisconsin 54220 U.S.A.



## Liftcrane Boom Capacities

Meets  
ANSI B30.5  
Requirements

**Boom No. 78T With Heavy Lift Top**  
**0 Lb. to 95,400 Lb. Crane Counterweight**  
**With 25,000 Lb. Front Bumper Counterweight**  
**Rating Over Rear or 360 Degrees On Fully Extended Outriggers**



Maximum Boom and Jib Lengths Lifted Unassisted On Outriggers			
Over Rear of Outriggers		Over Side of Fully Extended Outriggers	
Boom Length	Jib No. 134	Boom Length	Jib No. 134
95,400 Lb. Crane Counterweight + 25,000 Lb. Front Bumper Cwt.			
(a) 270 Ft.	---	220 Ft.	---
(b) 260 Ft.	---	210 Ft.	---
250 Ft.	---	200 Ft.	30 Ft.
240 Ft.	30 Ft.	190 Ft.	60 Ft.
230 Ft.	50 Ft.	180 Ft.	80 Ft.
220 Ft.	80 Ft.		
78,400 Lb. Crane Counterweight + 25,000 Lb. Front Bumper Cwt.			
250 Ft.	---	210 Ft.	---
240 Ft.	---	200 Ft.	---
230 Ft.	40 Ft.	190 Ft.	40 Ft.
220 Ft.	60 Ft.	180 Ft.	70 Ft.
210 Ft.	80 Ft.	170 Ft.	80 Ft.
61,400 Lb. Crane Counterweight + 25,000 Lb. Front Bumper Cwt.			
230 Ft.	---	190 Ft.	---
220 Ft.	30 Ft.	180 Ft.	30 Ft.
210 Ft.	50 Ft.	170 Ft.	50 Ft.
200 Ft.	70 Ft.	160 Ft.	70 Ft.
190 Ft.	80 Ft.	150 Ft.	80 Ft.
44,400 Lb. Crane Counterweight + 25,000 Lb. Front Bumper Cwt.			
220 Ft.	---	170 Ft.	---
210 Ft.	---	160 Ft.	30 Ft.
200 Ft.	30 Ft.	150 Ft.	50 Ft.
190 Ft.	60 Ft.	140 Ft.	80 Ft.
180 Ft.	80 Ft.		
Load block, hook and weight ball on ground at start. (a) Upper boom point and auxiliary drum cannot be used on 270 Ft. boom. (b) Upper boom point cannot be used on 260 Ft. boom over rear.			

Maximum Boom and Jib Lengths Lifted Unassisted On Rubber		
Over Rear		Over Side
Boom Length	Jib No. 134	Boom Length
95,400 Lb. Crane Counterweight + 25,000 Lb. Front Bumper Cwt.		
<b>Not Allowed</b>		
78,400 Lb. Crane Counterweight + 25,000 Lb. Front Bumper Cwt.		
<b>Not Allowed</b>		
61,400 Lb. Crane Counterweight + 25,000 Lb. Front Bumper Cwt.		
<b>Not Allowed</b>		
44,400 Lb. Crane Counterweight + 25,000 Lb. Front Bumper Cwt.		
140 Ft.	---	<b>Not Allowed</b>
130 Ft.	---	
120 Ft.	50 Ft.	
110 Ft.	60 Ft.	
100 Ft.	80 Ft.	
Load block, hook and weight ball on ground at start.		

# Manitowoc Cranes, Inc.

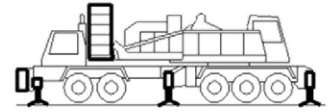
Manitowoc, Wisconsin 54220 U.S.A.



## Liftcrane Boom Capacities

**Boom No. 78T With Heavy Lift Top**  
**0 Lb. to 95,400 Lb. Crane Counterweight**  
**With 25,000 Lb. Front Bumper Counterweight**  
**Rating Over Rear or 360 Degrees On Fully Extended Outriggers**

Meets  
**ANSI B30.5**  
**Requirements**



Maximum Boom and Jib Lengths Lifted Unassisted On Outriggers			
Over Rear of Outriggers		Over Side of Fully Extended Outriggers	
Boom Length	Jib No. 134	Boom Length	Jib No. 134
27,400 Lb. Crane Counterweight + 25,000 Lb. Front Bumper Cwt.			
200 Ft.	---	150 Ft.	---
190 Ft.	---	140 Ft.	30 Ft.
180 Ft.	50 Ft.	130 Ft.	60 Ft.
170 Ft.	70 Ft.	120 Ft.	80 Ft.
160 Ft.	80 Ft.		
10,400 Lb. Crane Counterweight + 25,000 Lb. Front Bumper Cwt.			
180 Ft.	---	130 Ft.	---
170 Ft.	30 Ft.	120 Ft.	30 Ft.
160 Ft.	50 Ft.	110 Ft.	50 Ft.
150 Ft.	70 Ft.	100 Ft.	80 Ft.
140 Ft.	80 Ft.		
0 Lb. Crane Counterweight + 25,000 Lb. Front Bumper Cwt.			
170 Ft.	---	120 Ft.	---
160 Ft.	---	110 Ft.	---
150 Ft.	50 Ft.	100 Ft.	40 Ft.
140 Ft.	70 Ft.		
130 Ft.	80 Ft.		
Load block, hook and weight ball on ground at start.			

Maximum Boom and Jib Lengths Lifted Unassisted On Rubber		
Over Rear		Over Side
Boom Length	Jib No. 134	Boom Length
27,400 Lb. Crane Counterweight + 25,000 Lb. Front Bumper Cwt.		
120 Ft.	---	Not Allowed
110 Ft.	30 Ft.	
100 Ft.	50 Ft.	
10,400 Lb. Crane Counterweight + 25,000 Lb. Front Bumper Cwt.		
100 Ft.	---	42.5 Ft.
0 Lb. Crane Counterweight + 25,000 Lb. Front Bumper Cwt.		
90 Ft.	---	42.5 Ft.
Load block, hook and weight ball on ground at start.		

Consult jib chart for jib capacities. Upper boom point cannot be used when jib is attached.

Refer to chart **No. 8063-A, -B** or **-C** (0, 8,000 or 25,000 Lb. front bumper counterweight [FBC]) for fully extended outrigger boom capacities, chart **No. 8094-A, -C** or **-E** (0, 8,000 or 25,000 Lb. FBC) for straight over rear on rubber boom capacities, chart **No. 8094-B, -D** or **-F** (0, 8,000 or 25,000 Lb. FBC) for over side sector on rubber boom capacities, chart **No. 8095-A** for partially extended outrigger boom capacities and chart **No. 8096-A** for fully retracted outrigger boom capacities.

### 25 Ft. Boom<sup>1</sup>



Oper. Rad. Feet	Boom Ang. Deg.	Boom Point Elev. Feet	95,400 Lb. Crane Cwt. 25,000 Lb. Bumper Cwt.
			Boom Capacity Rear - Pounds
11.0	82.1	33.3	440,000 *

<sup>1</sup> Note: Requires additional rigging components.

# Manitowoc Cranes, Inc.

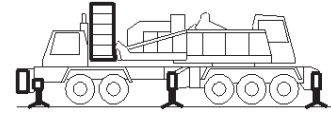
Manitowoc, Wisconsin 54220 U.S.A.



## Liftcrane Boom Capacities

Meets  
ANSI B30.5  
Requirements

**Boom No. 78T With Heavy Lift Top**  
**0 Lb. to 95,400 Lb. Crane Counterweight**  
**With 25,000 Lb. Front Bumper Counterweight**  
**Rating Over Rear or 360 Degrees On Fully Extended Outriggers**



### 42.5 Ft. Boom



Oper. Rad. Feet	Boom Ang. Deg.	Boom Point Elev. Feet	95,400 Lb. Crane Cwt. 25,000 Lb. Bumper Cwt.		78,400 Lb. Crane Cwt. 25,000 Lb. Bumper Cwt.		61,400 Lb. Crane Cwt. 25,000 Lb. Bumper Cwt.		44,400 Lb. Crane Cwt. 25,000 Lb. Bumper Cwt.		Oper. Rad. Feet
			Boom Capacity 360 Deg. Pounds	Boom Capacity Rear Pounds	Boom Capacity 360 Deg. Pounds	Boom Capacity Rear Pounds	Boom Capacity 360 Deg. Pounds	Boom Capacity Rear Pounds	Boom Capacity 360 Deg. Pounds	Boom Capacity Rear Pounds	
12	81.6	50.3	364,000*	364,000*	364,000*	364,000*	364,000*	364,000*	358,100*	358,100*	12
13	80.2	50.1	364,000*	364,000*	364,000*	364,000*	348,400*	348,400*	332,500*	332,500*	13
14	78.8	49.8	354,900*	354,900*	340,000*	340,000*	325,100*	325,100*	310,200*	310,200*	14
15	77.4	49.6	332,600*	332,600*	318,600*	318,600*	304,600*	304,600*	290,600*	290,600*	15
16	76.0	49.3	312,800*	312,800*	299,600*	299,600*	286,400*	286,400*	273,200*	273,200*	16
17	74.6	48.9	295,200*	295,200*	282,700*	282,700*	270,200*	270,200*	257,700*	257,700*	17
18	73.1	48.6	279,400*	279,400*	267,500*	267,500*	255,700*	255,700*	243,800*	243,800*	18
19	71.7	48.2	265,100*	265,100*	253,800*	253,800*	242,500*	242,500*	231,000*	231,000*	19
20	70.2	47.8	252,100*	252,100*	241,400*	241,400*	230,600*	230,600*	218,000*	218,000*	20
22	67.2	46.9	229,500*	229,500*	219,700*	219,700*	208,600*	208,600*	195,700*	195,700*	22
24	64.1	45.8	210,400*	210,400*	200,900*	200,900*	189,100*	189,100*	177,300*	177,300*	24
26	61.0	44.6	194,100*	194,100*	183,500*	183,500*	172,700*	172,700*	161,900*	161,900*	26
28	57.7	43.3	178,800*	178,800*	168,800*	168,800*	158,800*	158,800*	148,800*	148,800*	28
30	54.2	41.8	165,400*	165,400*	156,100*	156,100*	146,800*	146,800*	136,700*	137,500*	30
32	50.6	40.0	153,700*	153,700*	145,000*	145,000*	136,300*	136,300*	122,000*	127,600*	32
34	46.8	38.1	143,400*	143,400*	135,200*	135,200*	127,100*	127,100*	109,900*	118,900*	34
36	42.7	35.8	134,300*	134,300*	126,600*	126,600*	117,100*	118,900*	99,700*	111,200*	36
38	38.2	33.2	126,100*	126,100*	118,800*	118,800*	107,100*	111,600*	91,000*	104,300*	38
40	33.1	30.0	118,800*	118,800*	111,900*	111,900*	98,400*	105,000*	83,400*	98,100*	40
45	12.7	16.0	98,100*	98,100*	93,500*	96,900*	80,800*	90,800*	68,000*	84,700*	45

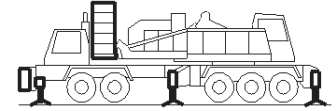
**Manitowoc Cranes, Inc.**  
 Manitowoc, Wisconsin 54220 U.S.A.



# Liftcrane Boom Capacities

Meets  
**ANSI B30.5**  
 Requirements

**0 Lb. to 95,400 Lb. Crane Counterweight**  
**With 25,000 Lb. Front Bumper Counterweight**  
**Rating Over Rear or 360 Degrees On Fully Extended Outriggers**



**130 Ft. Boom**



Oper. Rad. Feet	Boom Ang. Deg.	Boom Point Elev. Feet	27,400 Lb. Crane Cwt. 25,000 Lb. Bumper Cwt.		10,400 Lb. Crane Cwt. 25,000 Lb. Bumper Cwt.		0 Lb. Crane Cwt. 25,000 Lb. Bumper Cwt.		Oper. Rad. Feet
			Boom Capacity 360 Deg. Pounds	Boom Capacity Rear Pounds	Boom Capacity 360 Deg. Pounds	Boom Capacity Rear Pounds	Boom Capacity 360 Deg. Pounds	Boom Capacity Rear Pounds	
22	82.9	137.8	178,100*	178,100*	170,100*	170,100*	155,300	162,200*	22
24	82.0	137.5	165,700*	165,700*	149,300	154,000*	128,600	146,800*	24
26	81.1	137.1	151,300*	151,300*	127,000	140,500*	109,200	133,900*	26
28	80.2	136.8	135,900	139,000*	110,100	129,000*	94,400	122,900*	28
30	79.3	136.4	119,900	128,400*	96,800	119,100*	82,800	113,400*	30
32	78.4	135.9	106,900	119,200*	86,100	110,500*	73,400	105,200*	32
34	77.5	135.5	96,300	111,100*	77,300	103,000*	65,700	98,000*	34
36	76.6	135.0	87,300	104,000*	69,900	96,300*	59,300	91,600*	36
38	75.7	134.4	79,700	97,600*	63,600	90,300*	53,800	85,900*	38
40	74.8	133.9	73,200	91,900*	58,200	85,000*	49,100	80,800*	40
45	72.5	132.3	60,200	79,900*	47,500	73,800*	39,700	70,000*	45
50	70.1	130.5	50,600	70,300*	39,500	64,800*	32,700	60,900	50
55	67.7	128.5	43,200	62,500*	33,400	57,600*	27,400	52,300	55
60	65.3	126.2	37,300	56,100*	28,500	50,800	23,100	45,400	60
65	62.8	123.6	32,500	50,600*	24,500	44,800	19,600	39,800	65
70	60.3	120.8	28,500	46,000*	21,200	39,700	16,700	35,200	70
75	57.7	117.7	25,100	41,900*	18,400	35,400	14,300	31,300	75
80	55.0	114.2	22,200	38,100	16,000	31,800	12,200	27,900	80
85	52.2	110.4	19,700	34,500	13,900	28,600	10,300	25,000	85
90	49.4	106.2	17,600	31,400	12,100	25,900	8,800	22,500	90
95	46.3	101.5	15,600	28,600	10,500	23,400	7,300	20,300	95
100	43.1	96.2	13,900	26,200	9,000	21,300	6,100	18,300	100
105	39.7	90.3	12,300	23,900	7,800	19,300	5,000	16,500	105
110	36.1	83.7	10,900	21,900	6,600	17,600	3,900	14,900	110
115	32.0	76.0	9,700	20,100	5,500	16,000	3,000	13,400	115
120	27.4	66.8	8,500	18,500	4,500	14,500	2,100	12,100	120
125	21.9	55.4	7,400	16,900	3,600	13,100		10,800	125
130	14.4	39.1	6,300	15,500	2,700	11,800		9,600	130

# Manitowoc Cranes, Inc.

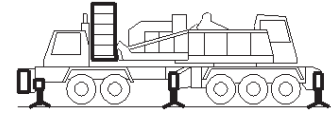
Manitowoc, Wisconsin 54220 U.S.A.




## Liftcrane Boom Capacities

Meets  
ANSI B30.5  
Requirements

Boom No. 78T With Heavy Lift Top  
0 Lb. to 95,400 Lb. Crane Counterweight  
With 25,000 Lb. Front Bumper Counterweight  
Rating Over Rear or 360 Degrees On Fully Extended Outriggers



### 140 Ft. Boom



Oper. Rad. Feet	Boom Ang. Deg.	Boom Point Elev. Feet	95,400 Lb. Crane Cwt. 25,000 Lb. Bumper Cwt.		78,400 Lb. Crane Cwt. 25,000 Lb. Bumper Cwt.		61,400 Lb. Crane Cwt. 25,000 Lb. Bumper Cwt.		44,400 Lb. Crane Cwt. 25,000 Lb. Bumper Cwt.		Oper. Rad. Feet
			Boom Capacity 360 Deg. Pounds	Boom Capacity Rear Pounds	Boom Capacity 360 Deg. Pounds	Boom Capacity Rear Pounds	Boom Capacity 360 Deg. Pounds	Boom Capacity Rear Pounds	Boom Capacity 360 Deg. Pounds	Boom Capacity Rear Pounds	
24	82.6	147.6	160,600*	160,600*	160,600*	160,600*	160,600*	160,600*	160,600*	160,600*	24
26	81.7	147.3	153,300*	153,300*	153,300*	153,300*	153,300*	153,300*	153,300*	153,300*	26
28	80.9	146.9	145,700*	145,700*	145,700*	145,700*	145,700*	145,700*	145,700*	145,700*	28
30	80.1	146.6	138,700*	138,700*	138,700*	138,700*	138,700*	138,700*	137,400*	137,400*	30
32	79.2	146.2	132,200*	132,200*	132,200*	132,200*	132,200*	132,200*	127,600*	127,600*	32
34	78.4	145.7	126,200*	126,200*	126,200*	126,200*	126,200*	126,200*	115,300	119,000*	34
36	77.6	145.3	120,600*	120,600*	120,600*	120,600*	119,100*	119,100*	104,800	111,400*	36
38	76.7	144.8	115,000*	115,000*	115,000*	115,000*	111,900*	111,900*	95,800	104,600*	38
40	75.9	144.3	109,800*	109,800*	109,800*	109,800*	103,100	105,400*	88,100	98,500*	40
45	73.7	142.8	98,300*	98,300*	97,900*	97,900*	85,700	91,800*	72,900	85,700*	45
50	71.6	141.2	88,700*	88,700*	83,900	86,500*	72,700	81,000*	61,600	75,500*	50
55	69.4	139.3	80,400*	80,400*	72,600	77,200*	62,800	72,200*	52,900	67,200*	55
60	67.2	137.2	72,500	73,200*	63,600	69,400*	54,800	64,900*	46,000	60,300*	60
65	64.9	134.9	64,400	66,900*	56,400	62,900*	48,300	58,700*	40,300	54,500*	65
70	62.6	132.3	57,600	61,200*	50,300	57,300*	43,000	53,400*	35,600	49,500*	70
75	60.3	129.5	52,000	56,100*	45,200	52,500*	38,400	48,900*	31,700	45,200*	75
80	57.9	126.4	47,100	51,700*	40,800	48,300*	34,600	44,900*	28,300	41,500*	80
85	55.4	122.9	42,900	47,800*	37,100	44,600*	31,200	41,400*	25,400	38,200*	85
90	52.8	119.2	39,200	44,300*	33,700	41,300*	28,300	38,200*	22,800	35,200*	90
95	50.2	115.1	36,000	41,200*	30,800	38,300*	25,700	35,500*	20,600	32,600*	95
100	47.4	110.5	33,100	38,400*	28,200	35,600*	23,400	32,900*	18,500	30,200*	100
105	44.5	105.5	30,500	35,700*	25,900	33,200*	21,300	30,700*	16,700	28,100*	105
110	41.5	100.0	28,200	33,300*	23,800	31,000*	19,500	28,600*	15,100	26,100*	110
115	38.2	93.8	26,100	31,000*	21,900	29,000*	17,800	26,700*	13,600	24,100	115
120	34.7	86.8	24,200	28,900*	20,200	27,200*	16,200	24,900*	12,300	22,300	120
125	30.8	78.7	22,400	26,900*	18,600	25,500*	14,800	23,300*	11,000	20,600	125
130	26.4	69.1	20,800	25,100*	17,100	23,900*	13,500	21,800*	9,900	19,100	130
135	21.1	57.2	19,200	23,400*	15,800	22,400*	12,300	20,400*	8,800	17,600	135
140	13.9	40.3	17,800	21,800*	14,400	21,000*	11,100	19,100*	7,700	16,200	140



# Manitowoc Cranes, Inc.

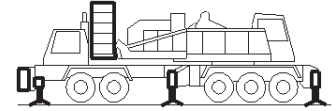
Manitowoc, Wisconsin 54220 U.S.A.



## Liftcrane Boom Capacities

Meets  
ANSI B30.5  
Requirements

Boom No. 78T With Heavy Lift Top  
0 Lb. to 95,400 Lb. Crane Counterweight  
With 25,000 Lb. Front Bumper Counterweight  
Rating Over Rear or 360 Degrees On Fully Extended Outriggers



### 150 Ft. Boom



Oper. Rad. Feet	Boom Ang. Deg.	Boom Point Elev. Feet	95,400 Lb. Crane Cwt. 25,000 Lb. Bumper Cwt.		78,400 Lb. Crane Cwt. 25,000 Lb. Bumper Cwt.		61,400 Lb. Crane Cwt. 25,000 Lb. Bumper Cwt.		44,400 Lb. Crane Cwt. 25,000 Lb. Bumper Cwt.		Oper. Rad. Feet
			Boom Capacity 360 Deg. Pounds	Boom Capacity Rear Pounds	Boom Capacity 360 Deg. Pounds	Boom Capacity Rear Pounds	Boom Capacity 360 Deg. Pounds	Boom Capacity Rear Pounds	Boom Capacity 360 Deg. Pounds	Boom Capacity Rear Pounds	
26	82.3	157.4	161,100*	161,100*	161,100*	161,100*	161,100*	161,100*	161,100*	161,100*	26
28	81.5	157.1	155,100*	155,100*	155,100*	155,100*	155,100*	155,100*	148,200*	148,200*	28
30	80.7	156.7	148,000*	148,000*	148,000*	148,000*	146,200*	146,200*	136,900*	136,900*	30
32	80.0	156.4	138,900*	138,900*	138,900*	138,900*	135,700*	135,700*	127,000*	127,000*	32
34	79.2	156.0	130,900*	130,900*	130,900*	130,900*	126,600*	126,600*	115,200	118,400*	34
36	78.4	155.5	123,900*	123,900*	123,900*	123,900*	118,500*	118,500*	104,700	110,800*	36
38	77.6	155.1	117,600*	117,600*	117,600*	117,600*	111,300*	111,300*	95,700	104,000*	38
40	76.8	154.6	112,000*	112,000*	111,700*	111,700*	102,900	104,800*	87,900	97,900*	40
45	74.9	153.2	100,200*	100,200*	97,300*	97,300*	85,400	91,200*	72,600	85,100*	45
50	72.9	151.7	90,700*	90,700*	83,500	85,800*	72,400	80,400*	61,300	74,900*	50
55	70.8	150.0	81,500*	81,500*	72,200	76,500*	62,400	71,500*	52,500	66,600*	55
60	68.8	148.1	72,000	73,300*	63,200	68,800*	54,400	64,200*	45,500	59,700*	60
65	66.7	145.9	63,900	66,500*	55,900	62,300*	47,900	58,100*	39,900	53,900*	65
70	64.6	143.6	57,100	60,600*	49,800	56,700*	42,500	52,800*	35,100	48,900*	70
75	62.5	141.0	51,400	55,500*	44,700	51,800*	37,900	48,200*	31,200	44,600*	75
80	60.3	138.1	46,600	51,000*	40,300	47,600*	34,000	44,200*	27,800	40,800*	80
85	58.0	135.0	42,300	47,100*	36,500	43,900*	30,700	40,700*	24,800	37,500*	85
90	55.7	131.7	38,700	43,600*	33,200	40,600*	27,700	37,600*	22,300	34,600*	90
95	53.3	128.0	35,400	40,500*	30,300	37,600*	25,100	34,800*	20,000	31,900*	95
100	50.9	123.9	32,500	37,700*	27,700	35,000*	22,800	32,300*	18,000	29,600*	100
105	48.3	119.6	29,900	35,200*	25,300	32,600*	20,800	30,000*	16,200	27,400*	105
110	45.7	114.7	27,600	32,800*	23,200	30,400*	18,900	27,900*	14,500	25,500*	110
115	42.9	109.5	25,500	30,700*	21,400	28,400*	17,200	26,000*	13,100	23,600	115
120	40.0	103.6	23,600	28,800*	19,600	26,500*	15,700	24,300*	11,700	21,700	120
125	36.8	97.1	21,800	27,000*	18,000	24,800*	14,300	22,700*	10,500	20,000	125
130	33.4	89.7	20,200	25,400*	16,600	23,300*	13,000	21,200*	9,300	18,500	130
135	29.7	81.3	18,700	23,800*	15,200	21,800*	11,700	19,800*	8,300	17,100	135
140	25.4	71.3	17,300	22,400*	14,000	20,400*	10,600	18,500*	7,300	15,700	140
145	20.3	58.9	16,000	21,000*	12,800	19,100*	9,600	17,100*	6,300	14,500	145
150	13.4	41.4	14,700	18,900*	11,600	17,900*	8,500	15,800*	5,400	13,300	150

# Manitowoc Cranes, Inc.

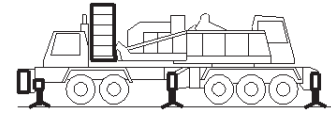
Manitowoc, Wisconsin 54220 U.S.A.



## Liftcrane Boom Capacities

Boom No. 78T With Heavy Lift Top  
 0 Lb. to 95,400 Lb. Crane Counterweight  
 With 25,000 Lb. Front Bumper Counterweight  
 Rating Over Rear or 360 Degrees On Fully Extended Outriggers

Meets  
ANSI B30.5  
Requirements



### 200 Ft. Boom



Oper. Rad. Feet	Boom Ang. Deg.	Boom Point Elev. Feet	27,400 Lb. Crane Cwt. 25,000 Lb. Bumper Cwt.	
			Boom Capacity 360 Deg. Pounds	Boom Capacity Rear Pounds
32	82.5	207.1	105,900*	105,900*
34	81.9	206.8	96,000	102,400*
36	81.3	206.4	86,900	99,000*
38	80.8	206.1	79,100	95,100*
40	80.2	205.7	72,400	89,400*
45	78.7	204.7	59,100	77,300*
50	77.2	203.6	49,200	67,700*
55	75.8	202.4	41,600	59,900*
60	74.3	201.0	35,600	53,400*
65	72.8	199.4	30,700	48,000*
70	71.3	197.7	26,600	43,300*
75	69.7	195.9	23,100	39,300*
80	68.2	193.9	20,200	35,700*
85	66.6	191.7	17,600	32,400
90	65.1	189.4	15,400	29,300
95	63.5	186.9	13,500	26,500
100	61.8	184.3	11,700	24,000
105	60.2	181.4	10,200	21,800
110	58.5	178.4	8,800	19,800
115	56.8	175.1	7,500	18,000
120	55.1	171.7	6,300	16,300
125	53.3	168.0	5,300	14,800
130	51.5	164.0	4,300	13,500
135	49.6	159.8	3,400	12,200
140	47.7	155.3	2,600	11,000
145	45.7	150.4		10,000
150	43.6	145.3		8,900
155	41.5	139.7		8,000
160	39.2	133.6		7,100
165	36.8	127.1		6,300
170	34.3	119.9		5,500
175	31.7	112.0		4,800
180	28.8	103.2		4,100
185	25.5	93.1		3,400
190	21.9	81.4		2,800
195	17.5	66.8		2,200
200	11.4	46.4		

# Manitowoc Cranes, Inc.

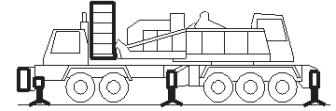
Manitowoc, Wisconsin 54220 U.S.A.



## Liftcrane Boom Capacities

Meets  
ANSI B30.5  
Requirements

Boom No. 78T With Heavy Lift Top  
0 Lb. to 95,400 Lb. Crane Counterweight  
With 25,000 Lb. Front Bumper Counterweight  
Rating Over Rear or 360 Degrees On Fully Extended Outriggers



### 210 Ft. Boom



Oper. Rad. Feet	Boom Ang. Deg.	Boom Point Elev. Feet	95,400 Lb. Crane Cwt. 25,000 Lb. Bumper Cwt.		78,400 Lb. Crane Cwt. 25,000 Lb. Bumper Cwt.		61,400 Lb. Crane Cwt. 25,000 Lb. Bumper Cwt.		44,400 Lb. Crane Cwt. 25,000 Lb. Bumper Cwt.		Oper. Rad. Feet
			Boom Capacity 360 Deg. Pounds	Boom Capacity Rear Pounds	Boom Capacity 360 Deg. Pounds	Boom Capacity Rear Pounds	Boom Capacity 360 Deg. Pounds	Boom Capacity Rear Pounds	Boom Capacity 360 Deg. Pounds	Boom Capacity Rear Pounds	
34	82.3	216.9	106,100*	106,100*	106,100*	106,100*	106,100*	106,100*	106,100*	106,100*	34
36	81.8	216.6	103,200*	103,200*	103,200*	103,200*	103,200*	103,200*	103,200*	103,200*	36
38	81.2	216.2	100,400*	100,400*	100,400*	100,400*	100,400*	100,400*	95,000	100,400*	38
40	80.7	215.9	97,700*	97,700*	97,700*	97,700*	97,700*	97,700*	87,200	95,900*	40
45	79.3	215.0	87,500*	87,500*	87,500*	87,500*	84,400	87,500*	71,600	83,100*	45
50	77.9	213.9	78,700*	78,700*	78,700*	78,700*	71,200	78,300*	60,100	72,900*	50
55	76.5	212.7	71,500*	71,500*	70,900	71,500*	61,100	69,500*	51,200	64,500*	55
60	75.1	211.4	65,500*	65,500*	61,900	65,500*	53,000	62,200*	44,200	57,700*	60
65	73.6	209.9	60,400*	60,400*	54,500	60,200*	46,400	56,000*	38,400	51,800*	65
70	72.2	208.3	55,700	56,000*	48,300	54,700*	41,000	50,800*	33,700	46,900*	70
75	70.8	206.6	49,900	52,000*	43,200	49,800*	36,400	46,200*	29,600	42,600*	75
80	69.3	204.7	45,000	48,500*	38,700	45,600*	32,500	42,200*	26,200	38,800*	80
85	67.8	202.6	40,700	45,100*	34,900	41,900*	29,100	38,700*	23,200	35,500*	85
90	66.3	200.5	37,000	41,600*	31,600	38,600*	26,100	35,600*	20,600	32,600*	90
95	64.8	198.1	33,800	38,500*	28,600	35,700*	23,500	32,800*	18,300	30,000*	95
100	63.3	195.6	30,900	35,700*	26,000	33,000*	21,200	30,300*	16,300	27,600*	100
105	61.8	192.9	28,300	33,200*	23,700	30,600*	19,100	28,000*	14,500	25,500*	105
110	60.2	190.1	25,900	30,900*	21,600	28,400*	17,200	26,000*	12,900	23,400*	110
115	58.6	187.1	23,800	28,800*	19,700	26,500*	15,500	24,100*	11,400	21,500*	115
120	57.0	183.8	21,900	26,900*	18,000	24,600*	14,000	22,400*	10,000	19,700*	120
125	55.3	180.4	20,200	25,100*	16,400	23,000*	12,600	20,800*	8,800	18,100*	125
130	53.6	176.7	18,600	23,500*	14,900	21,400*	11,300	19,200*	7,700	16,500*	130
135	51.9	172.8	17,100	22,000*	13,600	20,000*	10,100	17,600*	6,700	15,100*	135
140	50.1	168.7	15,700	20,600*	12,400	18,700*	9,000	16,200*	5,700	13,800*	140
145	48.3	164.3	14,500	19,300*	11,200	17,300*	8,000	14,900*	4,800	12,600*	145
150	46.4	159.6	13,300	18,100*	10,200	16,000*	7,100	13,700*	4,000	11,500*	150
155	44.5	154.5	12,200	16,900*	9,200	14,800*	6,200	12,600*	3,200	10,400*	155
160	42.5	149.1	11,200	15,700*	8,300	13,600*	5,400	11,500*	2,500	9,400*	160
165	40.4	143.3	10,200	14,600*	7,400	12,600*	4,600	10,500*		8,500*	165
170	38.2	137.1	9,300	13,500*	6,600	11,500*	3,900	9,600*		7,600*	170
175	35.9	130.3	8,500	12,500*	5,800	10,600*	3,200	8,700*		6,700*	175
180	33.5	122.9	7,700	11,600*	5,100	9,700*	2,600	7,800*		5,900*	180
185	30.9	114.7	6,900	10,600*	4,400	8,800*		7,000*		5,200*	185
190	28.0	105.6	6,200	9,800*	3,800	8,000*		6,200*		4,400*	190
195	24.9	95.3	5,500	8,900*	3,100	7,200*		5,500*		3,700*	195
200	21.3	83.2	4,800	8,100*	2,600	6,400*		4,800*		3,100*	200
205	17.0	68.3	4,200	7,000*	2,000	5,700*		4,100*		2,400*	205
210	11.2	47.3	3,600	5,200*		5,000*		3,400*			210

# Manitowoc Cranes, Inc.

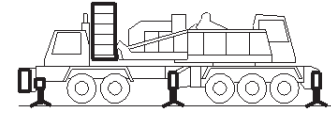
Manitowoc, Wisconsin 54220 U.S.A.



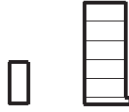
## Liftcrane Boom Capacities

Boom No. 78T With Heavy Lift Top  
 0 Lb. to 95,400 Lb. Crane Counterweight  
 With 25,000 Lb. Front Bumper Counterweight  
 Rating Over Rear or 360 Degrees On Fully Extended Outriggers

Meets  
ANSI B30.5  
Requirements

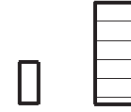


### 260 Ft. Boom



Oper. Rad. Feet	Boom Ang. Deg.	Boom Point Elev. Feet	95,400 Lb. Crane Cwt. 25,000 Lb. Bumper Cwt.	
			Boom Capacity 360 Deg. Pounds	Boom Capacity Rear Pounds
45	81.3	265.8	75,600*	75,600*
50	80.2	264.9	70,300*	70,300*
55	79.1	263.9	63,400*	63,400*
60	78.0	262.9	57,600*	57,600*
65	76.9	261.7	52,700*	52,700*
70	75.7	260.4	48,500*	48,500*
75	74.6	259.1	44,900*	44,900*
80	73.4	257.6	41,700*	41,700*
85	72.3	256.0	38,900*	38,900*
90	71.1	254.3	35,300	36,300*
95	69.9	252.5	32,000	33,900*
100	68.7	250.5	29,100	31,700*
105	67.6	248.5	26,500	29,700*
110	66.4	246.3	24,100	27,900*
115	65.1	244.0	22,000	26,200*
120	63.9	241.5	20,100	24,600*
125	62.7	239.0	18,300	23,100*
130	61.4	236.2	16,700	21,300*
135	60.2	233.4	15,200	19,600*
140	58.9	230.4	13,800	18,100*
145	57.6	227.2	12,600	16,600*
150	56.2	223.9	11,400	15,300*
155	54.9	220.4	10,300	14,100*
160	53.5	216.7	9,300	12,900*
165	52.1	212.9	8,300	11,800*
170	50.7	208.8	7,400	10,800*
175	49.3	204.5	6,600	9,800*
180	47.8	200.0	5,800	8,900*
185	46.3	195.3	5,000	8,000*
190	44.7	190.3	4,300	7,200*
195	43.1	185.0	3,700	6,400*
200	41.4	179.4	3,000	5,700*
205	39.7	173.4	2,400	5,000*
210	38.0	167.1		4,300*
215	36.1	160.3		3,500*
220	34.2	153.1		2,600*

### 270 Ft. Boom



Oper. Rad. Feet	Boom Ang. Deg.	Boom Point Elev. Feet	95,400 Lb. Crane Cwt. 25,000 Lb. Bumper Cwt.	
			Boom Capacity 360 Deg. Pounds	Boom Capacity Rear Pounds
45	81.7	275.9	73,900*	73,900*
50	80.6	275.1	68,700*	68,700*
55	79.5	274.1	61,800*	61,800*
60	78.4	273.1	56,000*	56,000*
65	77.3	272.0	51,100*	51,100*
70	76.3	270.8	47,000*	47,000*
75	75.2	269.5	43,400*	43,400*
80	74.1	268.0	40,200*	40,200*
85	72.9	266.5	37,400*	37,400*
90	71.8	264.9	34,900*	34,900*
95	70.7	263.1	31,600	32,600*
100	69.6	261.3	28,700	30,500*
105	68.4	259.3	26,100	28,600*
110	67.3	257.2	23,700	26,900*
115	66.1	255.0	21,600	25,200*
120	65.0	252.7	19,700	23,700*
125	63.8	250.2	17,900	22,200*
130	62.6	247.6	16,300	20,800*
135	61.4	244.9	14,800	19,100*
140	60.1	242.1	13,500	17,600*
145	58.9	239.0	12,200	16,200*
150	57.7	235.9	11,000	14,800*
155	56.4	232.6	9,900	13,600*
160	55.1	229.1	8,900	12,400*
165	53.8	225.5	8,000	11,300*
170	52.4	221.6	7,100	10,300*
175	51.1	217.6	6,200	9,300*
180	49.7	213.4	5,400	8,400*
185	48.3	209.0	4,700	7,500*
190	46.8	204.3	4,000	6,700*
195	45.3	199.4	3,300	5,900*
200	43.8	194.3	2,700	4,900*
205	42.2	188.8	2,100	4,000*
210	40.6	183.0		3,100*
215	38.9	176.9		2,300*

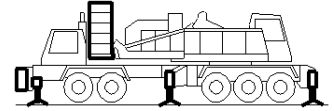
**Manitowoc Cranes, Inc.**  
Manitowoc, Wisconsin 54220 U.S.A.



# Liftcrane Jib Capacities

**Jib No. 134 With 12 Ft. 6 in. Strut On  
Boom No. 78T With Heavy Lift Top  
95,400 Lb. Crane Counterweight  
25,000 Lb. Front Bumper Counterweight  
360 Degree Rating On Fully Extended Outriggers**

**Meets  
ANSI B30.5  
Requirements**



**LIFTING CAPACITIES:** Chart supplements boom capacity chart **No. 8063-A**. Lifting capacities for various boom lengths, jib lengths and jib operating radii are for freely suspended loads and do not exceed 85% of a static tipping load. Capacities based on structural competence are denoted by an asterisk (\*).

Weight of all load blocks, hooks, weight ball, slings, hoist lines, etc., beneath boom and jib point sheaves, is considered part of the jib load. Boom and jib are not to be lowered beyond radii where combined weights are greater than rated capacity. Where no capacity is shown, operation is not intended or approved.

**OPERATING CONDITIONS:** Machine to operate in a level position on a firm uniformly supporting surface with outriggers fully extended (22 Ft. 8 in.) and set. Refer to operators manual for outrigger positioning. Radii less than 32 Ft. not recommended when lifting over front of truck. Minimum boom angle over truck cab is 24 degrees.

**Note:** Set four main jacks first, then lower center front jack until it just contacts ground to prevent preloading of center front jack. Center front jack must be used when operating on outriggers.

Refer to boom rigging **No. 192043**, jib assembly **No. 179331**, Wire Rope Specification chart **No. 7973-A** and Operating

Range Diagram chart **No. 7974-A**. Crane operator judgment must be used to allow for dynamic load effects of swinging, hoisting or lowering, wind conditions, as well as adverse operating conditions and physical machine depreciation. Refer to operators manual for operating guidelines.

**OPERATING RADIUS:** Operating radius is horizontal distance from axis of rotation to center of vertical hoist line or load block. Boom angle is angle between horizontal and centerline of boom butt and inserts, and is an indication of operating radius. In all cases, operating radius shall govern capacity.

**JIB POINT ELEVATION:** Jib point elevation is vertical distance from ground level to centerline of jib point shaft.

**MACHINE EQUIPMENT:** Machine equipped with Manitowoc 10 x 6 carrier, 277 in. wheel base, 117 in. front axle track, 100 in. rear axle track, 14.00 x 24 tires, 96 in. front outriggers, 70 in. rear outriggers, two 12 in. boom hoist cylinders, 26 Ft. mast, two boom support straps, 95,400 Lb. crane counterweight and 25,000 Lb. front bumper counterweight.

Maximum capacity on 26 mm or 1 in. wire rope is 29,500 Lbs. per line (20,000 Lbs. when auxiliary drum is used).

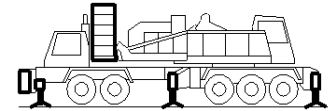
<b>Deduct</b>
Deduct 1,050 Lbs. from Jib Capacities when Boom Butt is Equipped with Auxiliary Drum.



# Liftcrane Jib Capacities

Meets  
ANSI B30.5  
Requirements

**Jib No. 134 With 12 Ft. 6 in. Strut On  
Boom No. 78T With Heavy Lift Top  
95,400 Lb. Crane Counterweight  
25,000 Lb. Front Bumper Counterweight  
360 Degree Rating On Fully Extended Outriggers**



Maximum Boom and Jib Lengths Lifted Unassisted On Outriggers						
Over Rear of Outriggers		Over Side of Fully Extended Outriggers		Over Side of Partially Extended Outriggers		Over Side of Fully Retracted Outriggers
Boom Length	Jib No. 134	Boom Length	Jib No. 134	Boom Length	Jib No. 134	Boom Length
95,400 Lb. Crane Counterweight + 25,000 Lb. Front Bumper Cwt.						
(a) 270 Ft.	---	220 Ft.	---	<b>Not Allowed</b>		<b>Not Allowed</b>
(b) 260 Ft.	---	210 Ft.	---			
250 Ft.	---	200 Ft.	30 Ft.			
240 Ft.	30 Ft.	190 Ft.	60 Ft.			
230 Ft.	50 Ft.	180 Ft.	80 Ft.			
220 Ft.	80 Ft.					
95,400 Lb. Crane Counterweight						
(c) 240 Ft.	---	220 Ft.	---	<b>Not Allowed</b>		<b>Not Allowed</b>
230 Ft.	---	210 Ft.	---			
210 Ft.	40 Ft.	200 Ft.	30 Ft.			
200 Ft.	70 Ft.	190 Ft.	60 Ft.			
190 Ft.	80 Ft.	180 Ft.	80 Ft.			
78,400 Lb. Crane Counterweight						
220 Ft.	---	200 Ft.	---	180 Ft.	---	<b>Not Allowed</b>
210 Ft.	---	190 Ft.	---	170 Ft.	---	
200 Ft.	30 Ft.	180 Ft.	50 Ft.	160 Ft.	40 Ft.	
190 Ft.	60 Ft.	170 Ft.	70 Ft.	150 Ft.	70 Ft.	
180 Ft.	80 Ft.	160 Ft.	80 Ft.	140 Ft.	80 Ft.	
61,400 Lb. Crane Counterweight						
200 Ft.	---	180 Ft.	---	160 Ft.	---	<b>Not Allowed</b>
190 Ft.	---	170 Ft.	30 Ft.	150 Ft.	---	
180 Ft.	40 Ft.	160 Ft.	50 Ft.	140 Ft.	50 Ft.	
170 Ft.	70 Ft.	150 Ft.	70 Ft.	130 Ft.	80 Ft.	
160 Ft.	80 Ft.	140 Ft.	80 Ft.			
44,400 Lb. Crane Counterweight						
180 Ft.	---	160 Ft.	---	140 Ft.	---	<b>Not Allowed</b>
170 Ft.	---	150 Ft.	30 Ft.	130 Ft.	30 Ft.	
160 Ft.	40 Ft.	140 Ft.	60 Ft.	120 Ft.	60 Ft.	
150 Ft.	70 Ft.	130 Ft.	80 Ft.	110 Ft.	80 Ft.	
140 Ft.	80 Ft.					
Load block, hook and weight ball on ground at start. (a) Upper boom point and auxiliary drum cannot be used on 270 Ft. boom. (b) Upper boom point cannot be used on 260 Ft. boom over rear. (c) Upper boom point cannot be used on 240 Ft. boom over rear.						

Maximum Boom and Jib Lengths Lifted Unassisted On Rubber		
Over Rear		Over Side
Boom Length	Jib No. 134	Boom Length
95,400 Lb. Crane Counterweight + 25,000 Lb. Front Bumper Cwt.		
<b>Not Allowed</b>		
95,400 Lb. Crane Counterweight		
150 Ft.	---	<b>Not Allowed</b>
140 Ft.	---	
130 Ft.	40 Ft.	
120 Ft.	70 Ft.	
110 Ft.	80 Ft.	
78,400 Lb. Crane Counterweight		
130 Ft.	---	<b>Not Allowed</b>
120 Ft.	30 Ft.	
110 Ft.	50 Ft.	
100 Ft.	80 Ft.	
61,400 Lb. Crane Counterweight		
120 Ft.	---	<b>Not Allowed</b>
110 Ft.	---	
100 Ft.	40 Ft.	
44,400 Lb. Crane Counterweight		
100 Ft.	---	<b>Not Allowed</b>
Load block, hook and weight ball on ground at start.		

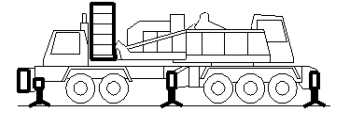
**Manitowoc Cranes, Inc.**  
Manitowoc, Wisconsin 54220 U.S.A.



# Liftcrane Jib Capacities

**Jib No. 134 With 12 Ft. 6 in. Strut On  
Boom No. 78T With Heavy Lift Top  
95,400 Lb. Crane Counterweight  
25,000 Lb. Front Bumper Counterweight  
360 Degree Rating On Fully Extended Outriggers**

**Meets  
ANSI B30.5  
Requirements**



Maximum Boom and Jib Lengths Lifted Unassisted On Outriggers						
Over Rear of Outriggers		Over Side of Fully Extended Outriggers		Over Side of Partially Extended Outriggers		Over Side of Fully Retracted Outriggers
Boom Length	Jib No. 134	Boom Length	Jib No. 134	Boom Length	Jib No. 134	Boom Length
27,400 Lb. Crane Counterweight						
160 Ft.	---	140 Ft.	---	120 Ft.	---	70 Ft.
150 Ft.	---	130 Ft.	30 Ft.	110 Ft.	---	
140 Ft.	50 Ft.	120 Ft.	60 Ft.	100 Ft.	50 Ft.	
130 Ft.	80 Ft.	110 Ft.	80 Ft.			
10,400 Lb. Crane Counterweight						
140 Ft.	---	120 Ft.	---	100 Ft.	---	42.5 Ft.
130 Ft.	---	110 Ft.	---			
120 Ft.	50 Ft.	100 Ft.	50 Ft.			
110 Ft.	70 Ft.					
100 Ft.	80 Ft.					
0 Lb. Crane Counterweight						
130 Ft.	---	100 Ft.	---	80 Ft.	---	
120 Ft.	---					<b>Not Allowed</b>
110 Ft.	40 Ft.					
100 Ft.	60 Ft.					
Load block, hook and weight ball on ground at start.						

Maximum Boom and Jib Lengths Lifted Unassisted On Rubber		
Over Rear		Over Side
Boom Length	Jib No. 134	Boom Length
27,400 Lb. Crane Counterweight		
80 Ft.	---	<b>Not Allowed</b>
10,400 Lb. Crane Counterweight		
60 Ft.	---	42.5 Ft.
0 Lb. Crane Counterweight		
42.5 Ft.	---	<b>Not Allowed</b>
Load block, hook and weight ball on ground at start.		

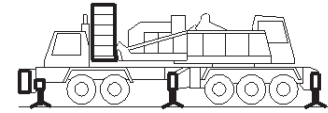
**Manitowoc Cranes, Inc.**  
 Manitowoc, Wisconsin 54220 U.S.A.



# Liftcrane Jib Capacities

Meets  
**ANSI B30.5**  
 Requirements

**Jib No. 134 With 12 Ft. 6 in. Strut On  
 Boom No. 78T With Heavy Lift Top  
 95,400 Lb. Crane Counterweight  
 25,000 Lb. Front Bumper Counterweight  
 360 Degree Rating On Fully Extended Outriggers**



## 30 Ft. JIB

Jib Oper. Rad. Feet	5 Degree Offset			15 Degree Offset			25 Degree Offset			Jib Oper. Rad. Feet
	Boom Ang. Deg.	Jib Point Elev. Feet	Jib Capacity Pounds	Boom Ang. Deg.	Jib Point Elev. Feet	Jib Capacity Pounds	Boom Ang. Deg.	Jib Point Elev. Feet	Jib Capacity Pounds	
<b>100 Ft. BOOM</b>										
30	79.6	138.6	59,000 *							30
35	77.4	137.5	59,000 *	79.6	136.7	59,000*				35
40	75.1	136.2	59,000 *	77.4	135.4	58,600*	79.7	133.6	46,600*	40
45	72.8	134.6	59,000 *	75.1	133.8	57,500*	77.4	132.0	44,300*	45
50	70.5	132.9	59,000 *	72.8	132.1	56,600*	75.0	130.2	42,200*	50
55	68.2	130.9	58,600 *	70.4	130.1	55,700*	72.7	128.2	40,400*	55
60	65.8	128.7	57,500 *	68.0	127.8	54,800*	70.2	125.9	38,700*	60
65	63.4	126.2	56,400 *	65.6	125.3	54,100*	67.8	123.3	37,200*	65
70	60.9	123.4	55,400 *	63.1	122.5	53,400*	65.2	120.5	35,900*	70
75	58.4	120.3	53,600	60.6	119.4	52,100*	62.6	117.4	34,700*	75
80	55.8	117.0	48,800	57.9	116.0	49,500	59.9	113.9	33,600*	80
85	53.1	113.2	44,500	55.2	112.3	45,200	57.1	110.1	32,500*	85
90	50.3	109.1	40,900	52.4	108.1	41,400	54.2	105.8	31,600*	90
100	44.3	99.5	34,700	46.3	98.4	35,200	48.0	95.8	30,100*	100
110	37.5	87.5	29,800	39.4	86.2	30,100	40.9	83.2	28,900*	110
120	29.4	71.7	25,700	31.1	70.0	26,000	32.2	66.2	26,100	120
130	18.1	47.6	22,300	19.3	45.0	22,400				130



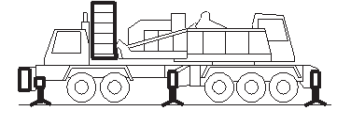
**Manitowoc Cranes, Inc.**  
 Manitowoc, Wisconsin 54220 U.S.A.



# Liftcrane Jib Capacities

Jib No. 134 With 12 Ft. 6 in. Strut On  
 Boom No. 78T With Heavy Lift Top  
 95,400 Lb. Crane Counterweight  
 25,000 Lb. Front Bumper Counterweight  
 360 Degree Rating On Fully Extended Outriggers

Meets  
 ANSI B30.5  
 Requirements



## 40 Ft. JIB

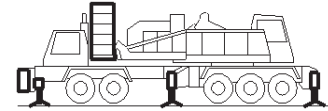
Jib Oper. Rad. Feet	5 Degree Offset			15 Degree Offset			25 Degree Offset			Jib Oper. Rad. Feet
	Boom Ang. Deg.	Jib Point Elev. Feet	Jib Capacity Pounds	Boom Ang. Deg.	Jib Point Elev. Feet	Jib Capacity Pounds	Boom Ang. Deg.	Jib Point Elev. Feet	Jib Capacity Pounds	
<b>140 Ft. BOOM</b>										
40	79.8	187.6	52,700 *							40
45	78.1	186.5	51,500 *	80.3	185.3	46,200*				45
50	76.5	185.2	50,500 *	78.7	184.1	45,400*	81.0	181.5	37,800*	50
55	74.9	183.8	49,400 *	77.1	182.6	44,600*	79.3	180.1	36,400*	55
60	73.2	182.3	48,500 *	75.4	181.1	43,900*	77.6	178.5	35,100*	60
65	71.6	180.6	47,500 *	73.7	179.4	43,200*	75.9	176.8	34,000*	65
70	69.9	178.7	46,600 *	72.0	177.5	42,600*	74.2	174.9	32,900*	70
75	68.2	176.6	45,800 *	70.3	175.4	42,000*	72.5	172.8	31,900*	75
80	66.5	174.4	45,000 *	68.6	173.2	41,400*	70.7	170.5	30,900*	80
85	64.7	172.0	43,400 *	66.8	170.7	40,800*	68.9	168.0	30,100*	85
90	63.0	169.4	40,500	65.1	168.1	39,500*	67.1	165.4	29,300*	90
100	59.3	163.6	34,300	61.4	162.3	34,700*	63.4	159.4	27,800*	100
110	55.5	156.9	29,300	57.6	155.5	30,000	59.5	152.5	26,500*	110
120	51.6	149.1	25,300	53.5	147.7	25,900	55.3	144.5	25,400*	120
130	47.3	140.2	21,900	49.3	138.6	22,400	51.0	135.2	22,900	130
140	42.8	129.7	19,100	44.7	128.0	19,500	46.2	124.3	19,800	140
150	37.8	117.3	16,600	39.6	115.5	16,900	41.0	111.3	17,200	150
160	32.1	102.3	14,500	33.8	100.1	14,700	34.9	95.2	14,900	160
170	25.2	83.0	12,600	26.7	80.2	12,700				170
180	15.6	54.1	10,800							180



# Liftcrane Jib Capacities

**Jib No. 134 With 12 Ft. 6 in. Strut On  
 Boom No. 78T With Heavy Lift Top  
 95,400 Lb. Crane Counterweight  
 25,000 Lb. Front Bumper Counterweight  
 360 Degree Rating On Fully Extended Outriggers**

Meets  
**ANSI B30.5**  
 Requirements



## 40 Ft. JIB

Jib Oper. Rad. Feet	5 Degree Offset			15 Degree Offset			25 Degree Offset			Jib Oper. Rad. Feet
	Boom Ang. Deg.	Jib Point Elev. Feet	Jib Capacity Pounds	Boom Ang. Deg.	Jib Point Elev. Feet	Jib Capacity Pounds	Boom Ang. Deg.	Jib Point Elev. Feet	Jib Capacity Pounds	
<b>150 Ft. BOOM</b>										
40	80.3	197.7	52,800 *							40
45	78.8	196.7	51,900 *	80.9	195.5	46,500*				45
50	77.2	195.5	50,900 *	79.3	194.4	45,700*				50
55	75.7	194.2	49,900 *	77.8	193.0	45,000*	79.9	190.5	36,900*	55
60	74.1	192.7	48,900 *	76.2	191.6	44,200*	78.3	189.0	35,600*	60
65	72.6	191.1	48,000 *	74.6	189.9	43,600*	76.7	187.3	34,500*	65
70	71.0	189.4	47,200 *	73.0	188.2	42,900*	75.1	185.5	33,400*	70
75	69.4	187.4	46,300 *	71.4	186.2	42,300*	73.5	183.6	32,400*	75
80	67.8	185.4	45,600 *	69.8	184.1	41,800*	71.8	181.4	31,500*	80
85	66.2	183.1	43,600	68.2	181.8	41,200*	70.1	179.1	30,600*	85
90	64.5	180.7	39,900	66.5	179.4	38,600*	68.4	176.6	29,800*	90
100	61.1	175.3	33,700	63.1	173.9	34,000*	65.0	171.1	28,400*	100
110	57.6	169.0	28,700	59.5	167.7	29,500	61.3	164.7	27,100*	110
120	53.9	161.9	24,700	55.8	160.5	25,300	57.6	157.4	25,800*	120
130	50.1	153.7	21,300	51.9	152.2	21,800	53.6	148.9	22,300	130
140	46.0	144.3	18,400	47.8	142.7	18,900	49.4	139.2	19,300	140
150	41.6	133.4	16,000	43.3	131.7	16,400	44.8	127.8	16,700	150
160	36.7	120.6	13,800	38.4	118.6	14,100	39.6	114.3	14,400	160
170	31.2	105.0	11,900	32.8	102.7	12,200	33.7	97.6	12,300	170
180	24.5	85.1	10,200	25.9	82.1	10,400				180
190	15.2	55.4	8,700							190